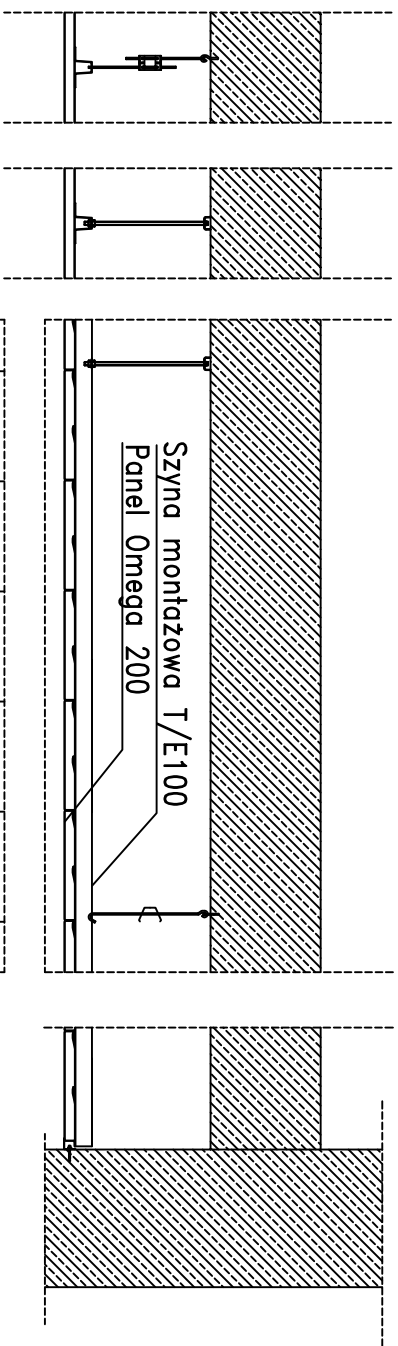
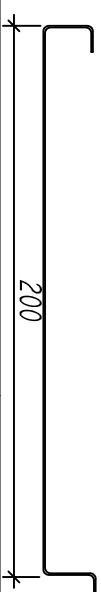


Punto Pruszyński Sp. z o.o.

SUFIT zamknięty z paneli OMEGA 200 na trawersynie TE/100




Panel Omega 200



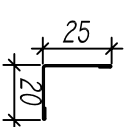
| MATERIAŁ | GRUBOŚĆ | | |
|-----------|---------|-----|-----|
| | 0,5 | 0,6 | 0,7 |
| ALUMINIUM | + | + | + |
| STAL | + | - | - |

Możliwość perforacji paneli
Tylko panele Aluminiowe !

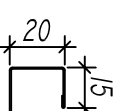
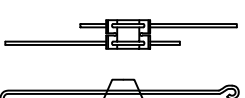
ŚREDNICA 2mm 22%



Elementy dodatkowe

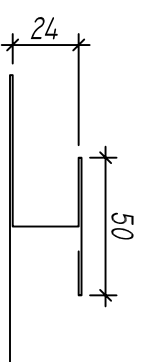


Katownik Sc/2



Geownik Sc/3

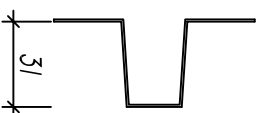
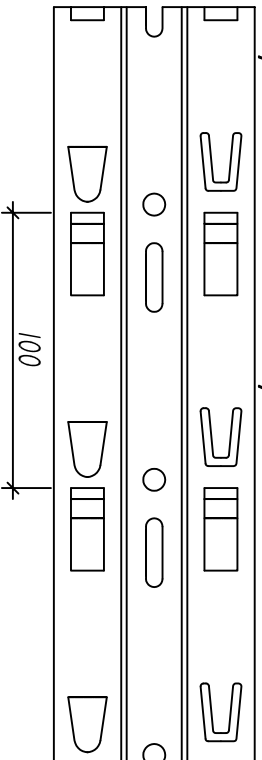
Wieszak do stosowania
wewnątrz pomieszczeń



Listwa łącznik

Szyba montażowa – TE/100

Szyba montażowa TE/100



MATERIAŁ

STAL

ALUMINIUM

+
-

+

-